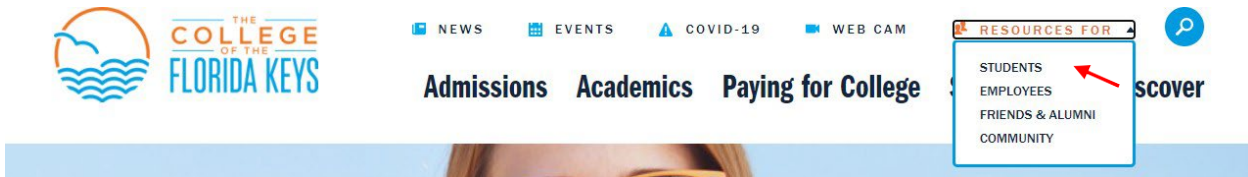


Instructions for Accepting Terms and Conditions. Read these carefully to understand your responsibilities for utilizing Financial Aid.

1. Go to cfk.edu
2. Under Resources For, Select “students”.



3. Scroll Down and select, “Student Self Service” under MyCFK. . If you have not yet set up your username and password, you will need to that first by clicking “CFK Password Set up/Reset”


MyCFK



4. Log in. Your username should be your firstname.lastname

5. Select, the “Financial Aid” tab.

Student Services





Hello
This is the entry page for Banner Student.
Click the links below to navigate to the following pages:

- [Student Profile](#)
- [Registration](#)
- [Account Summary](#)
- [Tuition Installment Plan](#)
- [Account Detail For Term](#)
- [Tax Notification \(1098-T\)](#)
- [Account Information](#)
- [Statement and Payment History](#)
- [Financial Aid](#)
- [Student Forms Login](#)

If you have any questions, please contact the Business Services office at 305-809-3186 or business.services@cfk.edu

6. Next, select “Offer”



Financial Aid

Aid Year:  


[Home](#) [Offer](#) [Financial Aid History](#) [Resources](#) [Notifications](#) [Satisfactory Academic Progress](#) [College Financing Plan](#)

Student Requirements

Unsatisfied Requirements


 **Terms and Conditions**
Last update: 10/29/2025 REQUIRED 

Satisfied Requirements



 **FAFSA Received**
Last update: RECEIVED AND SATISFIED

7. Confirm the correct aid year by looking in the "Award Year:" box. You can view a different award year by selecting the drop-down arrow.

Financial Aid




Aid Year: 2024-2025 Academ... ▾



[Home](#) [Offer](#) [Financial Aid History](#) [Resources](#) [Notifications](#) [Satisfactory Academic Progress](#) [College Financing Plan](#)

[View your Payment Schedule](#)

 This is your Financial Aid Award Offer. Please review the information below. After taking action on each of your awards, please submit the offer by clicking the "Submit" button at the bottom of this page.

Expected Enrollment Status


Full-Time

8. Read the blue informational banner at the top of the screen.

- The banner states "This is your Financial Aid Award Offer. Please review the information below. After taking action on each of your awards, please submit the offer by clicking the "Submit" button at the bottom of this page."

[Home](#) [Offer](#) [Financial Aid History](#) [Resources](#) [Notifications](#) [Satisfactory Academic Progress](#) [College Financing Plan](#)

[View your Payment Schedule](#)

 This is your Financial Aid Award Offer. Please review the information below. After taking action on each of your awards, please submit the offer by clicking the "Submit" button at the bottom of this page.

9. Once you have taken action on all awards, then at the bottom of the page click "Submit".

Expected Enrollment Status ⓘ
Full-Time

Student Aid Index \$
An eligibility index number that determines how much financial aid you would receive if you attend the school.

Cost of Attendance ⓘ \$ ▾


Grants and Scholarships to Pay for College ⓘ ▾

Net Cost ⓘ

Options to Pay Net Cost

Loans ⓘ ^

Type	FALL 2024	SPRING 2025	Amount	Take Action
Direct Loan Subsidized				Select ▾

 Submit

10. Check the box to acknowledge the terms and conditions and click “Accept Award”.

The image shows a web application interface. In the background, there is a table titled "Grants and Scholarships to Pay for College ⓘ". The table has columns for "Type", "Spring 2024", "Fall 2023", and "Amount". A modal dialog box titled "Terms and Conditions" is overlaid on the table. The dialog has a close button (X) in the top right corner. Inside the dialog, there is a checked checkbox followed by the text "I acknowledge these terms and conditions.". Below this, there is a blue button labeled "Accept Award". At the bottom of the background page, there is a section titled "Additional Payment Options" and a dark blue button labeled "Confirm".

Type	Spring 2024	Fall 2023	Amount
------	-------------	-----------	--------

Terms and Conditions

☒ I acknowledge these terms and conditions.

Accept Award

Additional Payment Options

Confirm